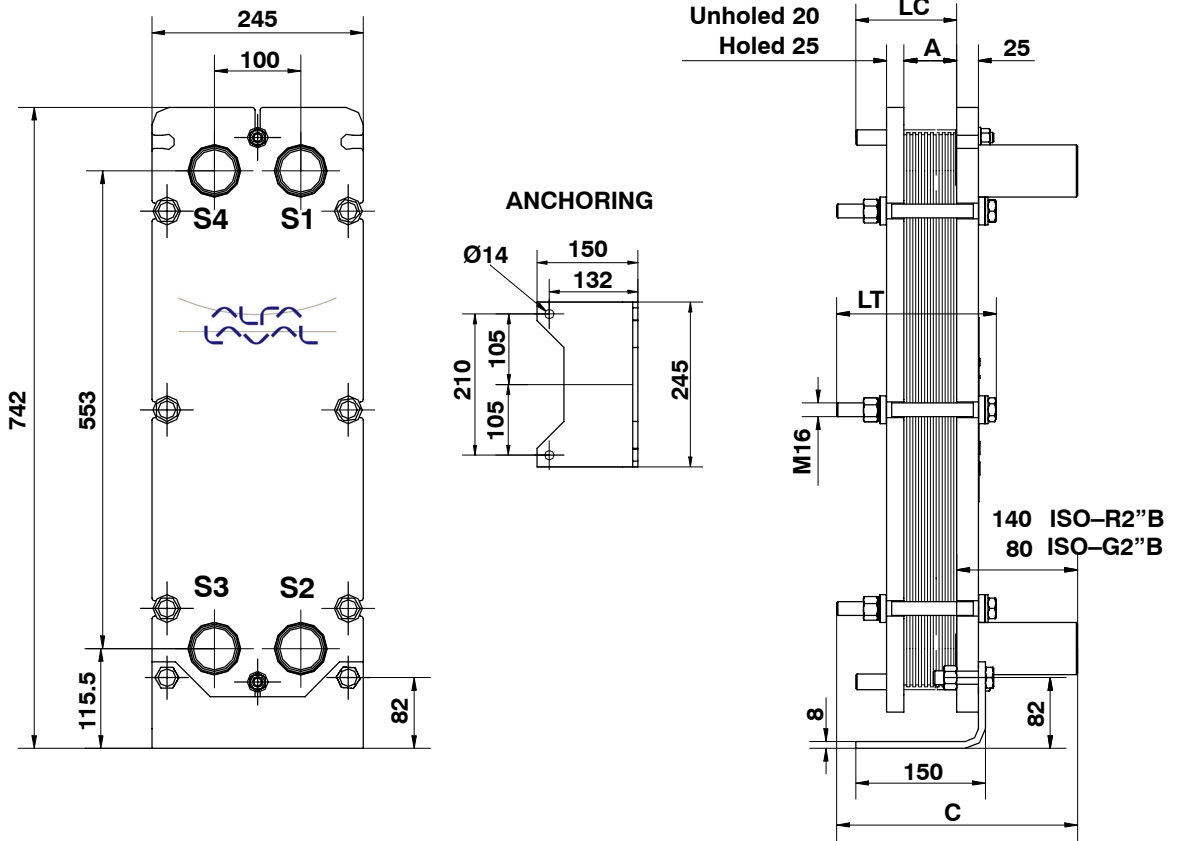




# Plate heat exchanger type T5-MFG



## SYMBOLS USED IN THE TABLES AND FORMULAS BELOW

N = No. of plates X = Thickness of plate material

## STANDARD LENGTHS (SEE FIG. ABOVE)

Tight. bolts LT	Max. no. of plates X = 0.5	Main dimensions		
		LC	C	
				ISO-G2''B
185	18	117	218	279
360	55	287	393	454

## FRAME WEIGHTS (IN KG)

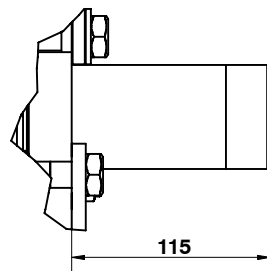
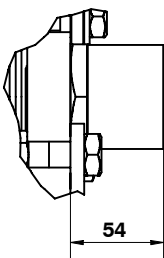
Frame:  $66.6 + 0.004LC + 0.010LT + WP \cdot N$   
 Channel plates:  $WP \cdot N$  (For WP see Data sheet)

## PLATE PACKAGE LENGTHS

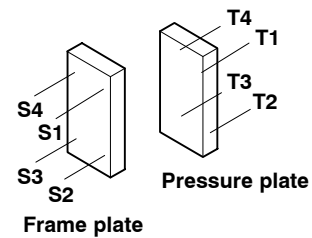
$A = N(2.9 + X)$

## CONNECTION TYPES

1. Threaded connection ISO-G2''B    2. Threaded connection ISO-R2''B



## CONNECTION LOCATIONS



LOCATION	MEDIA	CONN.TYPE

Date	No.	Edition	Dept.
0411	32200-11031	1	PPD-F