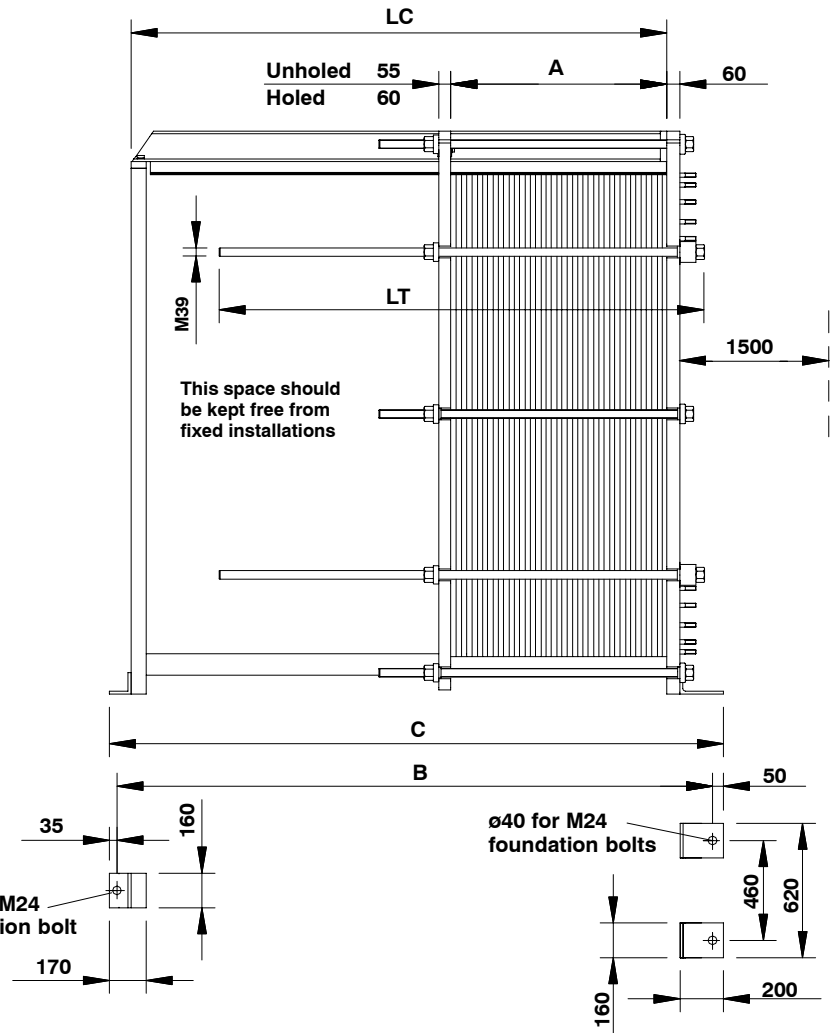
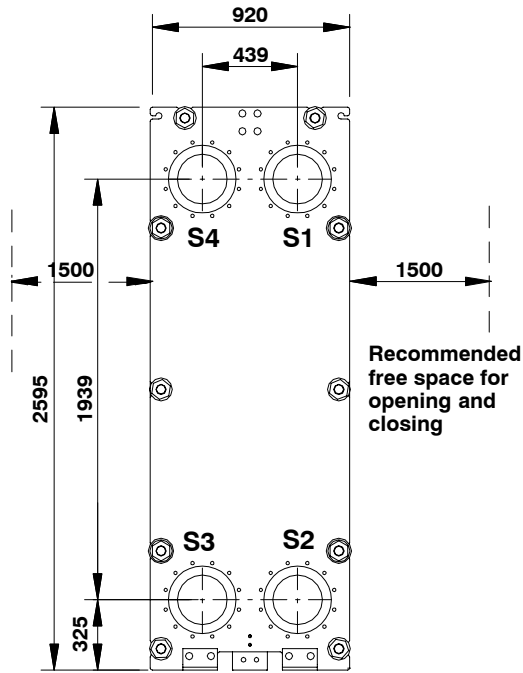




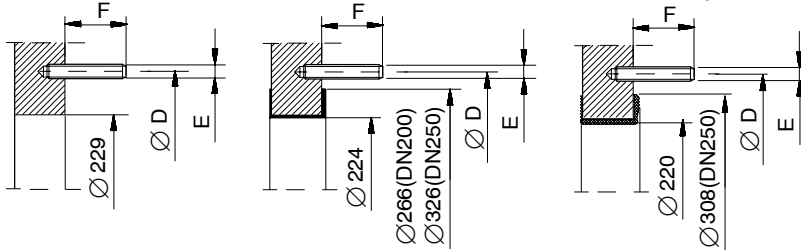
Plate heat exchanger type **MX25-BFMS** ALS



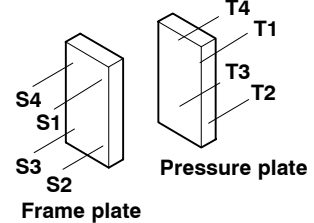
All dimensions in mm

CONNECTION TYPES

1. Unlined connection 2. Sheet lining 3. Rubber spool



CONNECTION LOCATIONS



STANDARD	D	E	F	No. of stud bolts
DIN PN10 DN200	295	M20	104	8
DIN PN10 DN250	350	M20	104	12
ASME Cl.150 DN200	298	3/4"-10 UNC	96	8
ASME Cl.150 DN250	362	7/8"-9 UNC	102	12
JIS 10K DN200	290	M20	64	12
JIS 10K DN250	355	M22	72	12

Connection standard DIN PN10 also valid for EN1092 PN10 and GB PN10 and GOST PN10

LOCATION	MEDIA	CONN.TYPE

QUOTATION NO.		
ORDER NO.		
ITEM NO.		
CALCULATION NO.		
PREPARED	CHECKED	APPROVED

Date	No.	Edition	Dept.
0506	32200-14061	1	PC CHE